

Devices by OS or Manufacturer



	<a href="#">PORTAL</a>	<a href="#">WIKI</a>	<a href="#">IPHONE FORUMS</a>	<a href="#">DEVICE DB</a>	<a href="#">TODAY'S POSTS</a>
--	------------------------	----------------------	-------------------------------	---------------------------	-------------------------------

[Home](#) > [Samsung Captivate](#) > [Captivate General](#) > **How to unbrick the soft bricked Captivate**

R

THREAD TOOLS

Page 1 of 29

## How to unbrick the soft bricked Captivate

Thread Tools:

**thekurrgan**

6th September 2010, 06:09 AM

Thanks Meter **25**Member | **OP** |
 Posts: 60  
 Join Date: Feb 2010


### How to unbrick the soft bricked Captivate

#### NOTE:

So far this has been the only sure fire method I've found to 100% get around any brick situation regardless of firmware, etc. This only works for the captivate, not any other galaxy s variant.

Situations: phone-!-Computer / no download mode  
 Black Screen / RST\_STATUS 0x0

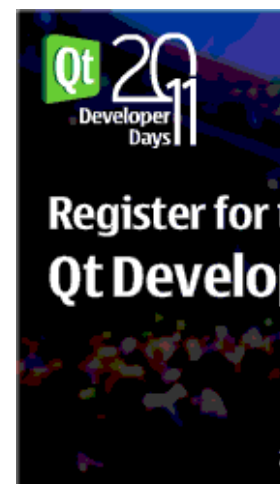
Procedure:

1. Remove the battery, external SD card and SIM card.
2. Wait 10 seconds.
3. Open odin3
4. Connect usb cable.
5. Hold volume up + volume down + Power.
6. Insert battery.
7. Release POWER BUTTON ONLY.

You should now be in immediate download mode.

Please forgive me if this is duplicate some where, but I tried every procedure I could find on google to no avail, then accidentally found this method just before I was going to box it back up and see if my buddy at AT&T would make me eat it or not.

My situation was: Launched Odin3 to flash H3 firmware, died twice in the middle, and on the third time locked up half ways just at the beginning of factoryfs.rfs -- Then the



phone did nothing. Blackscreen is all. Interestingly enough, while in the state if you have power, it will give a hw diagnostic screen. Beyond that I could get no where. Just no acknowledgement when connected to PC, no charging indicator, nothing.

If this is a dupe Im sorry but this method I could not find and hope to make it real for those who may think their phones bricked.

Update 12/22/2010:

How to BRICK the phone / WARNING!!!

If for whatever reason you decide to use Odin to flash a stock GTI9000 ROM and kernels and modems using a "pure" 2.2.1 sammy rom. BEWARE.

Researching a lot, it seems the consensus is that the sbl in the 2.2.1 versions of the roms is in download mode crippled.. Meaning if there is a software screw up YOU CANNOT USE ANY OTHER METHOD OF GETTING THE PHONE IN DOWNLOAD MODE!!! To fix it you'll need to replace the bootloader.

As far as I can tell, beyond getting completely rid of the AT&T logo, there is no way to get the "purity" of the 2.2.1 sammy roms.

Extract all files from the tar EXCEPT boot/sbl and re-tar and flash just those to avoid a stock captivate boot loader.

Also, it does not appear the boot/sbl from the captivate 2.2 leak suffers this same issue. For any one iffy on bricking their phones, stay away from roms that remove COM1 on boot. This generally means the boot loader has been messed with any you may brick the phone. Most CWM roms dont overwrite the boot/sbl, but some can and do. If the AT&T logo goes away COMPLETELY, I recommend flashing JF6 with One click w/ adb using adb reboot download and try another rom.

*Last edited by thekurrigan; 23rd December 2010 at 09:47 AM.*

---


The Following 18 Users Say Thank You to thekurrigan For This Useful Post: [Show/Hide](#)

---

 **quantizationbit**

 20th September 2010, 12:25 AM

Thanks Meter **0**



Junior Member

Posts: 3

Join Date: Sep 2010



worked...took a few tries but some trick with this captivate to get it into download bricked too, diag screen with PC/Phone icons and exclamation mark. for me 1.) pl and vol up/down and connect battery (it fell out) and i was in download mode



fraztto

20th September 2010, 07:01 AM

Thanks Meter **1**

Member

Posts: 66

Join Date: Feb 2008

Location: Valencia




I guess a similar procedure was on the odin3 one click thread, but there is some procedure, it's not my case but it would be nice if some people confirms this as th it really works it should be included in odin thread

Palm treo 600 >> Motorola Q (CDMA) >> Htc Apache >> Htc Titan >> Htc Vogue >> SonyEricss Captivate (Backup) >> Samsung Focus WP7



askpcguy

20th September 2010, 08:19 AM

Thanks Meter **49**

Senior Member

Posts: 948

Join Date: Aug 2010

What worked for me was: Pull the battery, sim and micro sd card. Open odin on th battery. Hold vol up and down then with the buttons held connect the usb cable. J the usb cable with the vol up and down held in and odin must be open on the cor


I also ran into the vol up plus power red text screen. Interesting to note that one depending if the usb cable is connected or not.

*Last edited by askpcguy; 20th September 2010 at 08:22 AM.*

The Following User Says Thank You to askpcguy For This Useful Post: [Show/Hide](#)

 **fergsm** 20th September 2010, 03:10 PMThanks Meter **0**

Junior Member

Posts: 5  
Join Date: Jan 2010  
Location: Caguas **mine is dead**

mi samsung captivate was working great but, suddenly it go black and only the to when i plug it in the a/c it show is charging. i'm mac user and a read that i ned to work on mac. how i can unbrick the phone???

is rooted with one click lag  
the dbdata was modif to  
thats all

HEEEEELLLLLLPPPPPP

 **askpcguy** 21st September 2010, 04:43 AMThanks Meter **49**

Senior Member

Posts: 948  
Join Date: Aug 2010


Odin will not open on the mac?

Cant you use a virtual machine and use Odin on a Mac that way?

Or else take the odin 3 single click for JF6 and use on a friends Windows Compute

 **TechNut\*** 28th September 2010, 03:21 PMThanks Meter **3**

Senior Member

Posts: 144  
Join Date: Sep 2010 **Please help - unable to flash back with Odin3**


I have pretty much tried it all at this point and am trying to figure out what I'm d

I followed the directions just in case get to the big yellow triangle with the droid s stays at "downloading, do not turn off target..."

Of course I had Odin3 open already but its not seeing my phone, USB drives are i ver. 1.30.

Any help would be appreciated, TIA!

 askpcguy

 28th September 2010, 08:57 PM
Thanks Meter **49**

Senior Member

 Posts: 948  
 Join Date: Aug 2010
**Originally Posted by TechNut\*** >

I have pretty much tried it all at this point and am trying to figure out what I'm

I followed the directions just in case get to the big yellow triangle with the droid screen stays at "downloading, do not turn off target..."

Of course I had Odin3 open already but its not seeing my phone, USB drives are Odin3 ver. 1.30.

Any help would be appreciated, TIA!

Best way to get download mode is use adb and type adb reboot download.

Or follow the volume up/down held with odin open on the computer, then you plug computer.

 mattbeau

 2nd October 2010, 07:41 AM
Thanks Meter **5**

Senior Member

 Posts: 102  
 Join Date: Feb 2008
**Originally Posted by askpcguy** >


What worked for me was: Pull the battery, sim and micro sd card. Open odin on battery. Hold vol up and down then with the buttons held connect the usb cable. plug in the usb cable with the vol up and down held in and odin must be open or

I also ran into the vol up plus power red text screen. Interesting to note that on

change depending if the usb cable is connected or not.

Thank you thank you thank you. i had a totally dead no boot or anything and this through the whole returning the phone senerio in my head

 **askpcguy**

 2nd October 2010, 08:17 AM

Thanks Meter **49**



Senior Member

Posts: 948  
Join Date: Aug 2010

**Originally Posted by mattbeau** >

Thank you thank you thank you. i had a totally dead no boot or anything and th through the whole returning the phone senerio in my head

Just sharing the info! Makes you think twice about trying something else don't it?

Page 1 of 29

### Tags

[black screen captivate](#), [bricked captivate](#), [download mode captivate](#), [unbrick captivate](#)

[« Previous Thread](#)

[How to unbrick the soft bricked Captivate](#)

[Next Thread »](#)

### Posting Rules

You may not post new threads  
You may not post replies

You may not post attachments  
You may not edit your posts

BB code is On  
Smilies are On  
[IMG] code is On  
HTML code is Off  
[Forum Rules](#)

All times are GMT +1. The time now is 04:43 AM.

-- XDA 2010  
Copyright© xda-developers

[Follow us on Twitter](#) - [Contact Us](#) - [Have an iPhone?](#)  
[XDA-Developers Home](#) - [View Forum Leaders](#) - [Legacy Devices](#) - [Top](#)